

If you have any questions, please contact me at jamie@teachmommyteach.com

Thank you for downloading!

You May:

- use these resources in your own home or classroom for non-commercial use.
- print as many copies as you would like.
- share the website link, <https://teachmommyteach.com/>, where this printable can be found, so that others can download the file.

You May NOT:

- sell, give away, or share a printed copy. Each person should download separately and print.
- print out a copy for multiple teachers, as in an entire school, co-op, or other group. Each teacher should download separately and print.
- link directly to the pdf. Instead, link to the page on <https://teachmommyteach.com/> or <https://teacherspayteacher.com/> where you found the download.
- claim this or any part of this printable as your own.
- alter this printable and claim it as your own.
- host any of the files on your personal or other websites that can be shared with others.
- Upload this resource to any file sharing sites

Credits!! Thank you Speaking of Images and Open Clipart!



<https://www.teacherspayteachers.com/Store/Speaking-Of-Images>



<https://openclipart.org/>

More Beginning Readers 6: In the Bag

Pre-Reading Worksheets

Your child will practice *CVC* words, review high-frequency words,
and read a 2 syllable word.

Name: _____

Let's review the following sight and high frequency words.

A

a

The

the

Is

is

In

in

And

and

Name: _____

Color the flowers using the code below.

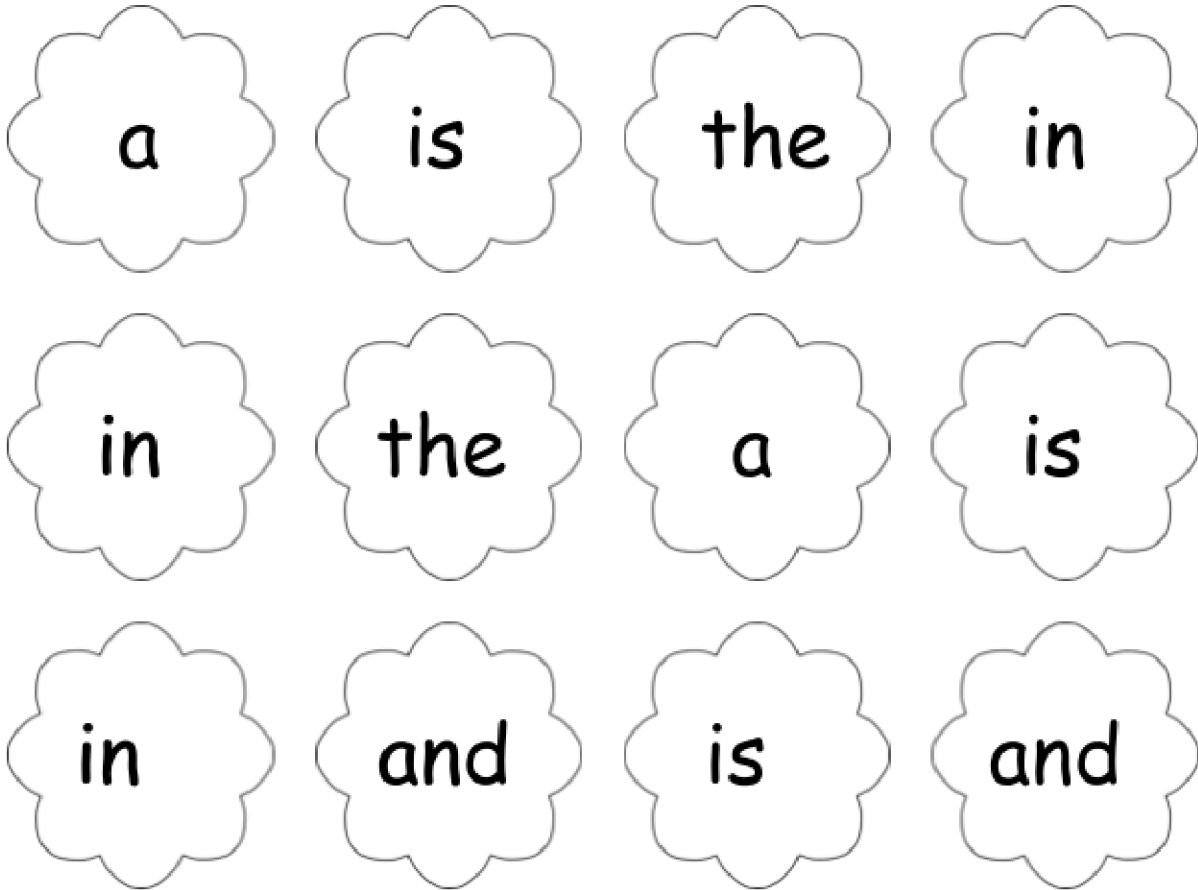
A=Red

The=Blue

Is=Yellow


In=Purple

And=Orange



Read the following silly sentences:

A pig is in the mud. The pig has a pal.
The pal is the cat. The cat is not in the mud.




Thank you openclipart.org for the wonderful clipart!

Name: _____

Match the words that rhyme by drawing a line between them.

bun 

bag 

bud 

mud 

can 

fun 

rag 

ran 

Sound out these two nonsense words.

pic
• • •

pic
→

nic
• • •

nic
→

When you put these nonsense words together, it creates a real word. Sound out the word.

picnic
• • • • •

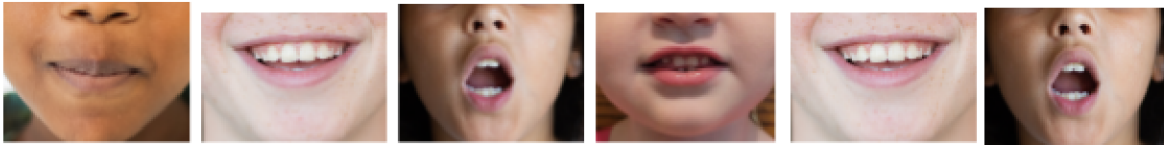
picnic
→

Thank you openclipart.org for the wonderful clipart!

Name: _____

Read the word below. Cut out the graphemes (letters) below. Then match the graphemes (letters) to the pictures of the mouths saying the word, and glue. Write the word on the handwriting line.

p	i	c	n	i	c
---	---	---	---	---	---



--	--	--	--	--	--

More Beginning Readers 6: In the Bag

Extra Practice Post-Reading Worksheets

Name: _____

Read the following story. Illustrate that story below.

The pals run and tag at the picnic. The pals do not hit at the picnic. Fun! Fun!

More Beginning Readers 6:

In the Bag

Answers

Pre-Reading Worksheets

Your child will practice *CVC* words, review high-frequency words, and read a 2 syllable word.

Name: Answers

Let's review the following sight and high frequency words.

A

a

The

the

Is

is

In

in

And

and

Answers

Name: _____

Color the flowers using the code below.

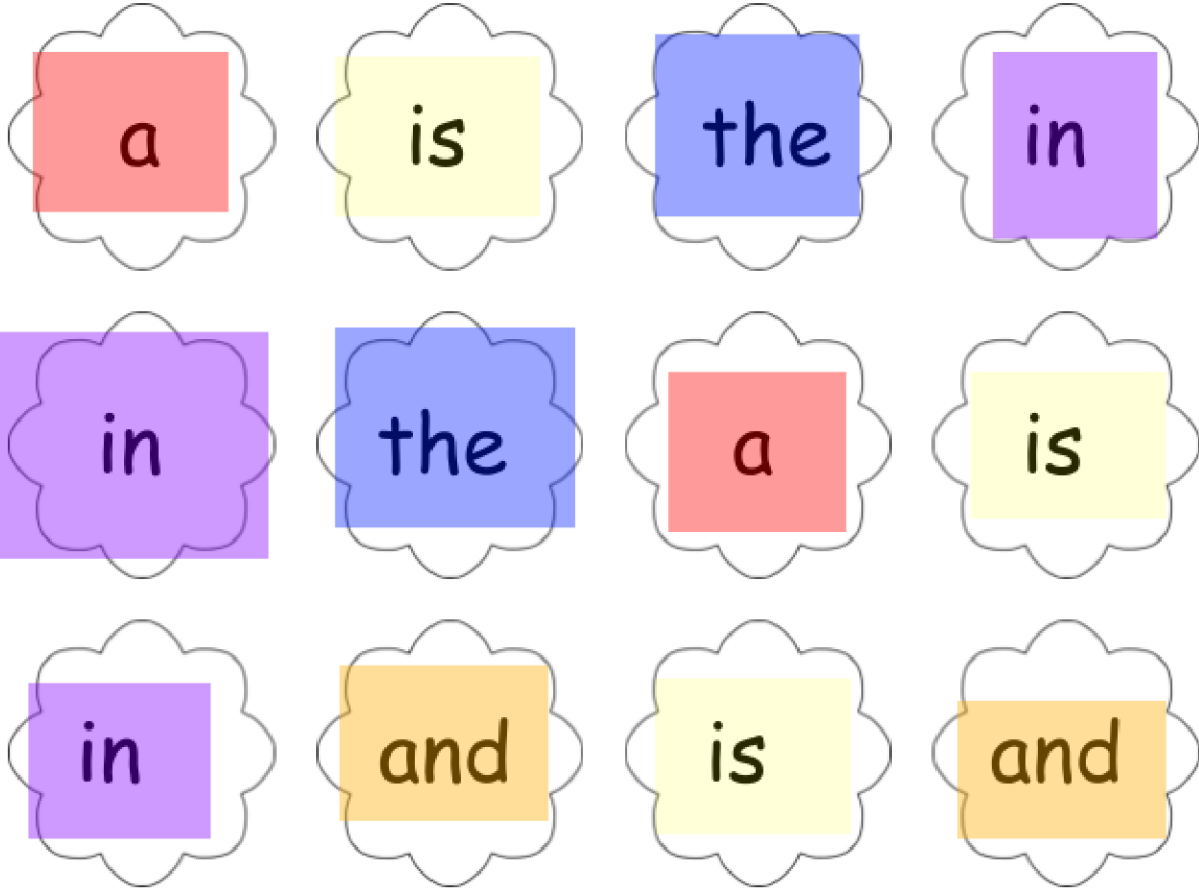
A=Red

The=Blue

Is=Yellow


In=Purple

And=Orange



Read the following silly sentences:

A pig is in the mud. The pig has a pal.
The pal is the cat. The cat is not in the mud.











Thank you openclipart.org for the wonderful clipart!

Answers

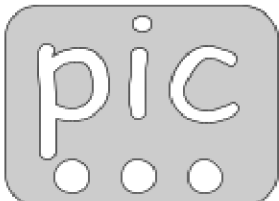
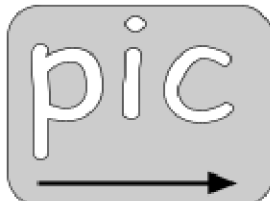


Name: _____

Match the words that rhyme by drawing a line between them.

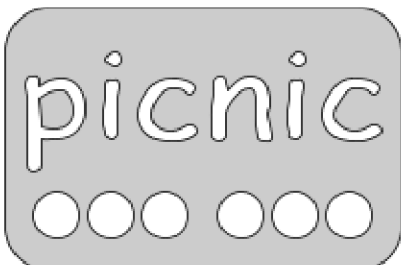
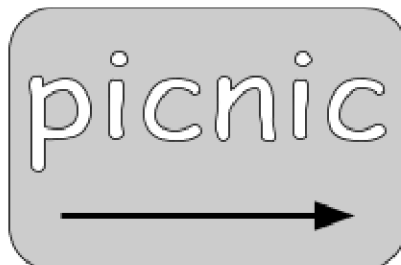
bun		bag	
bud		mud	
can		fun	
rag		ran	

(Red lines connect bun to mud, bud to can, can to ran, and rag to fun.)

Sound out these two nonsense words.

When you put these nonsense words together, it creates a real word. Sound out the word.

	
---	--

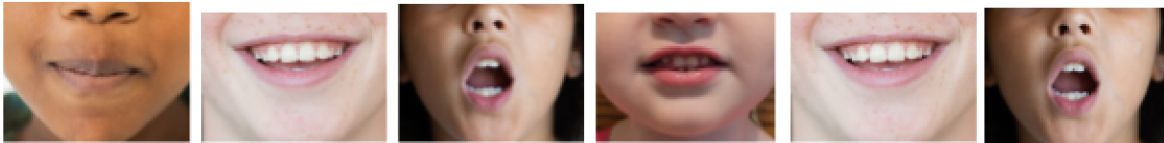
Thank you openclipart.org for the wonderful clipart!

Answers More Beginning Readers Book 6: In the Bag

Name: _____

Read the word below. Cut out the graphemes (letters) below. Then match the graphemes (letters) to the pictures of the mouths saying the word, and glue. Write the word on the handwriting line.

p	i	c	n	i	c
---	---	---	---	---	---



p	i	c	n	i	c
---	---	---	---	---	---

picnic

More Beginning Readers 6: In the Bag

Answers Extra Practice Post-Reading Worksheets

Name: Answers

Read the following story. Illustrate that story below.

The pals run and tag at the picnic. The pals do not hit at the picnic. Fun! Fun!